



USAID
FROM THE AMERICAN PEOPLE

Early Grade Reading Barometer

Actionable Data For A More Literate World


Early grade reading assessment data for Asia, Middle East, and Africa at your fingertips.

The Barometer lets you...




SNAPSHOT

SEE an overview of how well students are reading, the percentage of struggling readers, and how comprehension is associated with reading fluency.




RESULTS

VIEW information about student performance on EGRA subtasks. See how outcomes vary by key student and school characteristics.



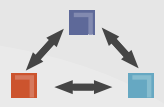
RELATIONSHIPS

EXPLORE how different EGRA subtasks are related to one another. View graphic displays of these relationships.




BENCHMARKS

CHOOSE a target oral reading fluency benchmark, and see information on how many students are meeting the targeted benchmark now and how the percentage of students meeting the benchmark value could change over time.




COMPARISONS

SEE how countries compare with each other with respect to student outcomes on EGRA assessments and progress towards meeting UN SDG Goal 4.



INTERVENTION

REVIEW the impact of interventions aimed at improving the fundamental reading skills of students.



TRENDS

COMPARE how the distributions for selected EGRA subtasks have changed or remained the same over time.

Get Started

- Bangladesh
- Democratic Republic of the Congo
- Egypt
- Ghana
- Iraq
- Jordan
- Liberia
- Malawi
- Mali
- Morocco
- Nepal
- Nigeria
- Papua New Guinea
- Philippines
- Tanzania
- Timor Leste
- Tonga
- Uganda
- Vanuatu
- West Bank
- Yemen
- Zambia

The ability to read and understand a simple text is one of the most fundamental skills a child can learn.



USAID
FROM THE AMERICAN PEOPLE

Early Grade Reading Barometer

Actionable Data For A More Literate World

Sample Country

Reading Snapshot

The best single measure of a child’s reading proficiency in the elementary grades is oral reading fluency (ORF). ORF has been shown to be a powerful predictor of overall reading competence and comprehension.¹

Children were given a passage of connected text to read aloud in one minute. An assessor kept track of the time and whether or not any mistakes were made. Mistakes were subtracted from the number of words read. The number of words read correctly per minute (CWPM) is the ORF score.



Average Oral Reading Fluency—Correct Words per Minute			
Grade 2	21	17	23
Grade 3	31	27	37
Percent Who Could Not Read a Single Word of Connected Text			
Grade 2	33%	39%	24%
Grade 3	26%	31%	19%

¹ Jan Hasbrouck and Gerald Tindal. “Oral reading fluency norms: A valuable assessment tool for reading teachers.” The Reading Teacher Vol. 59, No. 7 April 2006.

UNITED NATIONS SUSTAINABLE DEVELOPMENT GOAL 4

This goal pledges countries to “ensure that all girls and boys complete free, equitable and quality primary and secondary education leading to relevant and effective learning outcomes.”

To report against Indicator 4.1.1(a), countries may use results from nationally representative Early Grade Reading Assessments. The Barometer now provides estimates for this indicator using the percentage of students reaching draft reading proficiency standards developed with ministries of education.

Go to: Comparisons Report, choose SDGs

CONTACT

Mitch Kirby
Senior Education Advisor, Asia Bureau
USAID
mkirby@usaid.gov
(202) 712-5554

Without basic literacy there is little chance that a child can escape the intergenerational cycle of poverty.